


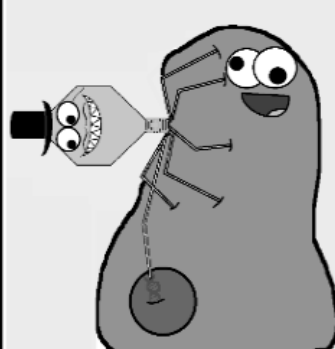


Reorder and Describe That Lytic Cycle Sequence!

Reorder the cartoons below to show the stages of the **lytic cycle** in the correct sequence. Then, **write briefly what is occurring** under the number label.

 <p style="text-align: right;"># _____</p>	 <p style="text-align: right;"># _____</p>
 <p style="text-align: right;"># _____</p>	 <p style="text-align: right;"># _____</p>

2. Remember that there are different kinds of viruses, and virus structure can vary. Fill out the following sentences regarding labels A-C of a common virus structure shown below.

Label A is the _____ and its function is to _____.

Label B is the _____ and its function is to _____.

Label C is pointing to a tail fiber. Based on what you observed in the video clip, tail fibers are important in order for this particular virus to _____.

